



BMO Harris Total Look®

Add Accounts to Total Look

Contact us

1-888-340-2265

bmoharris.com

/BMOHarrisBank

@bmoharrisbank

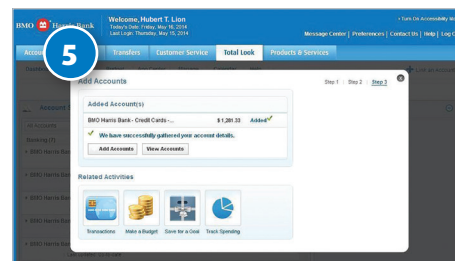
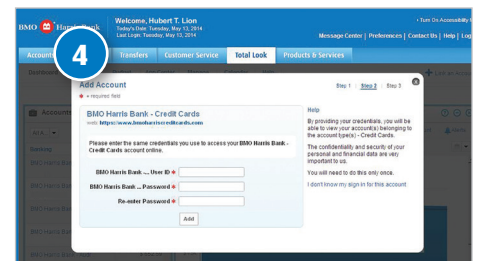
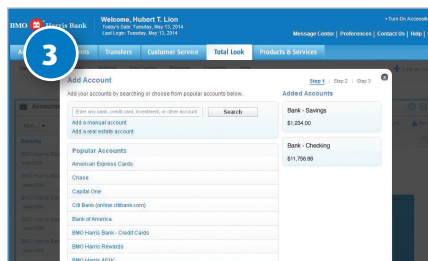
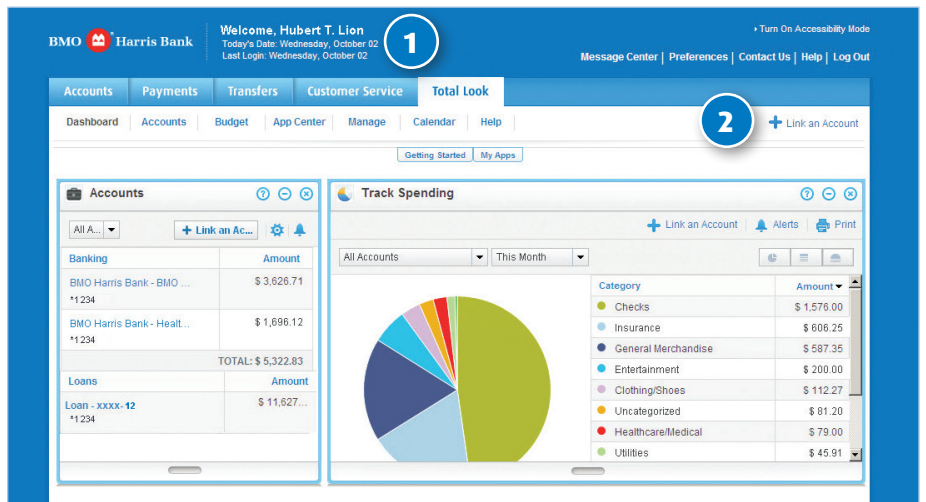
It's easy to complete your financial picture.

BMO Harris Total Look makes it simple to view, track and manage your BMO Harris and non-BMO Harris financial information, from checking and savings accounts to credit cards, investments, loans and mortgages. Here's how:

Log in to BMO Harris Online Banking®:

1. Click on the **Total Look** tab.
2. Click **Link an Account**.
3. Enter the account you wish to add or select by popular accounts.
4. Enter your online login information for the account being added and click **Add**.
5. Review your account information and click **View Accounts** to return to the accounts summary page or **Add Accounts** to add another account.

That's it! Your account information will instantly appear within your BMO Harris Total Look account.



Tips

You can easily add your BMO Harris Credit Card in Total Look.

Follow these simple steps:

1. Click **Link an Account**.
2. Select **BMO Harris Bank - Credit Cards** under popular accounts.
3. Enter your online credit card login information and click **Add**.
4. Review your account information and click **View Accounts** to complete the process.

BMO Harris® and BMO Harris Bank® are trade names used by BMO Harris Bank N.A. Member FDIC.

© 2014 BMO Harris Bank N.A.